



The Testcenter facility 'LoRa<sup>®</sup> Test Lab' within IMST GmbH is recognized by the LoRa<sup>™</sup> Alliance for testing in accordance to the LoRaWAN<sup>™</sup> Specification V1.0.2

---

# Report for Test of Conformance to LoRaWAN<sup>™</sup> V1.0.2

for the Device

**“Multisense”**

for the Customer

**“Swisscom AG”**

Jens Lerner

Yavuz Turan

1<sup>th</sup> October, 2020

## Administrative Summary

Location: IMST GmbH, Test Centre, Kamp-Lintfort, Germany

Responsible Test Engineer: Yavuz Turan, Jens Lerner

Subject: Test of Conformance to LoRaWAN™ Specification V1.0.2

Company and Contact Information:

Swisscom AG

IoT Single Point of Contact

Internet of Things, Müllerstrasse 16

8004 Zürich

Switzerland

Tested Device: Multisense

Hardware version: REV03

Firmware version: V02.00.0000

End-device identifier: S/N: 001016

LoRa Device Class: A

LoRaWAN Specification version: V1.0.2

Certification requirements: LoRa End Device Certification EU Version 1.6

Frequency band(s) tested: 868 MHz

Test Equipment: Test Software Version: 1.1.16

IMST LGW (iC880A + Raspberry Pi): Gateway software version 5.0.1

Packet forwarder software version 4.0.1


Test Result: PASS


Quality Engineer: Jens Lerner

Date: October 1<sup>st</sup>, 2020

The Test Report, No. 6200959 has the following conclusion:

**The device has PASSED the tests hereunder.**

Responsibility:   
Yavuz Turan  
Test Engineer

Approved:   
Jens Lerner  
Quality Engineer

Copyright Notice & Disclaimer: No part of this test report may be reproduced without written permission of IMST GmbH. The test results herein only refer to the tested sample. IMST GmbH cannot be made responsible for any generalizations or conclusions drawn from the test results presented herein concerning further samples of the tested device. Modification of the tested sample(s) is prohibited and leads to invalidity of this report.

# 1 Description of the Device Under Test (DUT)

## 1.1 General

Item	Value
Product name	Multisense
Product Vertical(s)	Buildings, Industry, Utilities
Series (if any)	
Hardware Version	REV03
Firmware Version	V02.00.0000
Type of DUT	<input type="checkbox"/> Module <input checked="" type="checkbox"/> End Device/Sensor <input type="checkbox"/> others
Geographical area of operation	<input checked="" type="checkbox"/> Europe <input type="checkbox"/> USA
Operating frequency	<input type="checkbox"/> 433 MHz <input checked="" type="checkbox"/> 868 MHz <input type="checkbox"/> 915 MHz
Adaptive Data Rate (ADR) supported?	<input checked="" type="checkbox"/> Yes <input type="checkbox"/> No
Optional data rates supported?	<input checked="" type="checkbox"/> DR6 <input type="checkbox"/> DR7
Activation possibilities	<input checked="" type="checkbox"/> Over the air <input type="checkbox"/> by personalization <input type="checkbox"/> both
Test According LoRaWAN™ Spec	<input type="checkbox"/> V1.0.1 <input checked="" type="checkbox"/> V1.0.2
Output Power	Up to 25 mW
Number / Type of Antenna(s)	1 / Fractus Chip Antenna
Antenna Gain	1.6 dBi


**Table 1 Device Information**

## 1.2 DUT Modes of Operation

During the tests the device operated in the following modes:

- Test mode according to document “LoRa Alliance End Device certification Requirements for EU863-870 MHz Version 1.6” Chapter 2.

## 1.3 DUT Setup



**Figure 1 DUT Setup**

Applied Methods of Measurement

## 1.4 Protocol Testing according to LoRaWAN™ specification V1.0.2

### Detailed Test Results:

Test Mode Activation (Over the Air Activation): **PASS**  
Test Application Functionality: **PASS**  
Channel Plan Usage: **PASS**  
Cryptography: **PASS**  
Packet Error Rate RX2 SF12: **PASS**  
Downlink Window Timing: **PASS**  
Frame Sequence Number: **PASS**  
Confirmed Packets: **PASS**  
Device Status Request: **PASS**  
New Channel Request: **PASS**  
Di Channel Request Mac Command: **PASS**  
RX Parameter Setup Request: **PASS**  
RX Timing Setup Request: **PASS**  
TX Parameter Setup Request: **PASS**  
Link Check Request: **PASS**  
Link ADR Request: **PASS**  
Uplink Datarate RX1 DR Offset Mapping: **PASS**  
Packet Error Rate Rx1 MaxSize: **PASS**  
Packet Error Rate Rx1 MaxSize: **PASS**  
RX1 And RX2 Simultaneous Frames: **PASS**  
RX Oversized Payload: **PASS**  
Maximum Allowed Payload: **PASS**  
Mac Commands: **PASS**  
Device Deactivation: **PASS**

### Supported Optional Features:

Adaptive Data Rate (ADR):	Yes
DR6 (SF7BW250):	Yes
DR7 (FSK50):	No
Link ADR Request Block:	Yes
Di Channel Request:	Yes
Range 6dB :	Yes
Join Synch DevNonce:	No
Confirmed Re-transmissions	Yes (Max retries 7)

Remarks: None.

**Result: The device passed the test without limitations.**